



# Airtec® Quick Guide



HYDRO|SENS™

RO|INLINE™

SOFTENING|SYSTEM™



# NEW! GAS BOILER - HYDRONIC SYSTEM





# NEW! Gas Burner - 100% Energy Efficient




# HOW TO USE THE SCREWDRIVER





# NEW! 2018 Ergo - [Ergonomic System](#)



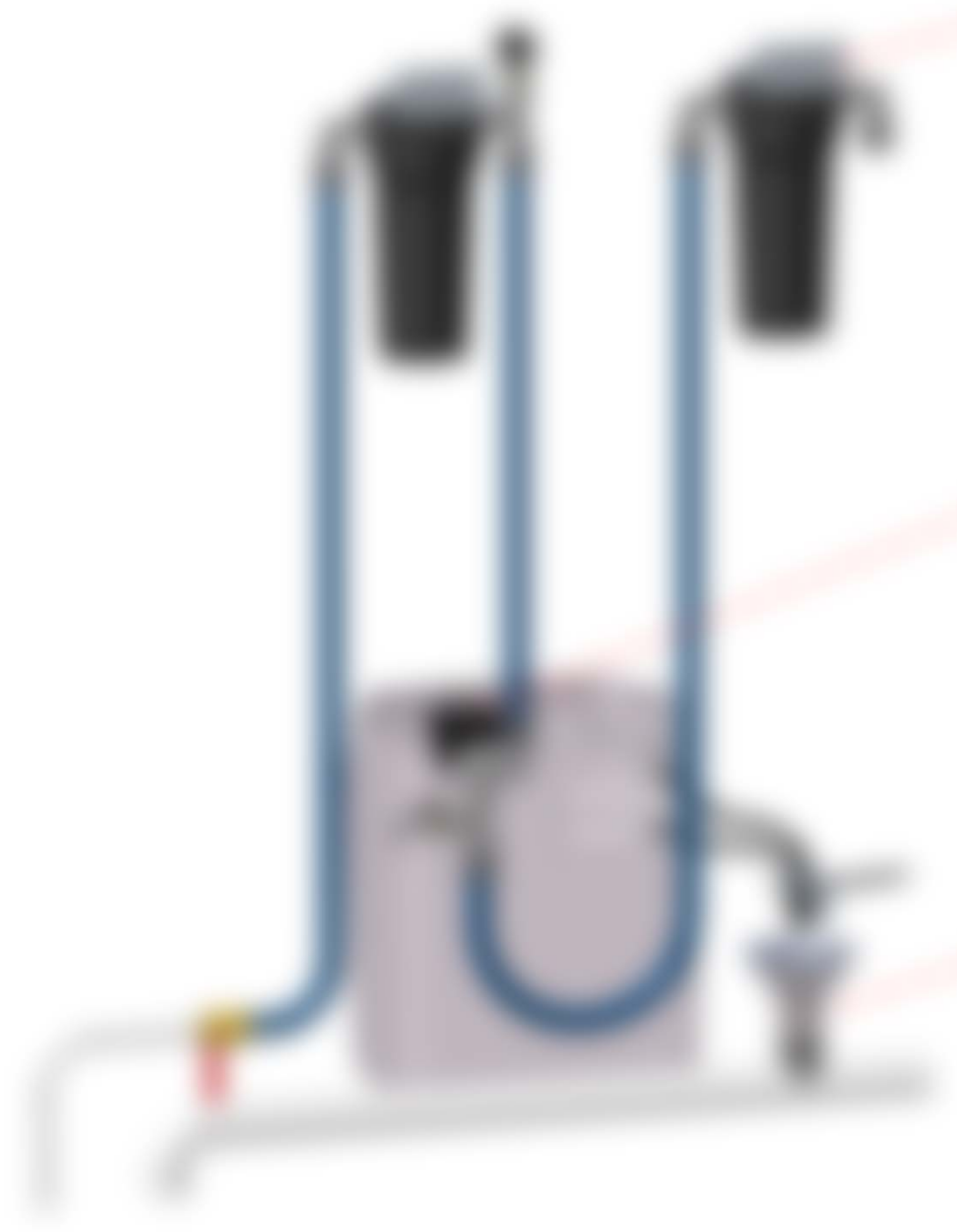


# HOW TO USE THE ECO FLOW SYSTEM





# HOW TO USE THE SYSTEM






# REACTOR DESIGN - 2024







HOW TO USE THE LOCK





# HOW TO USE THE MACHINE





# HOW TO USE THE [Device Name]





# HOW TO USE THE SYSTEM





# HOW TO USE THE LIFE



- 1. Turn the power switch to the 'ON' position.
- 2. Check the pressure gauge for correct pressure.
- 3. Adjust the flow rate according to the patient's needs.
- 4. Monitor the patient's response and adjust the settings as necessary.



2024 10 10 10:10:10





# HOW TO USE THE ...





# Airtec® Quick Guide - HYDRO | SENS™

Installation

